

Electrical Contractor Applications



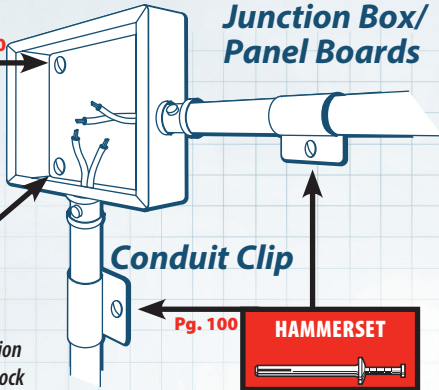
Pg. 100

- Simple to install
- Drill hole, hammer into hole



Pg. 88

- Counter sunk flathead style for flush installation
- Works in concrete or block
- Available in 3/16" and 1/4" diameters



Junction Box/ Panel Boards

Conduit Clip

Pg. 100

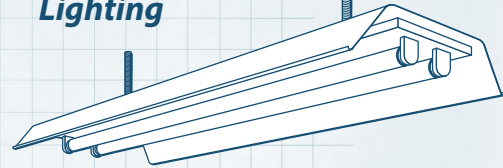
- Simple to install
- Drill hole, hammer into hole

- Available in special 3/8" version for precast planks
- Available in sizes 1/4" thru 3/4" internal thread diameters



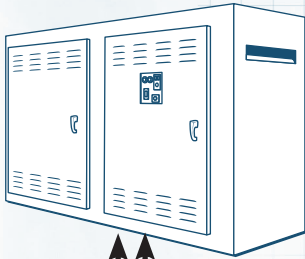
Pg. 80

Suspended Lighting




- 2006 IBC, 2009 IBC, 2012 IBC, & 2015 IBC Compliant
- All seismic zone and cracked concrete approved
- Used with rod coupler
- Used with Rod Coupler

Transformers Switch Gear Electrical Enclosures



Pg. 63



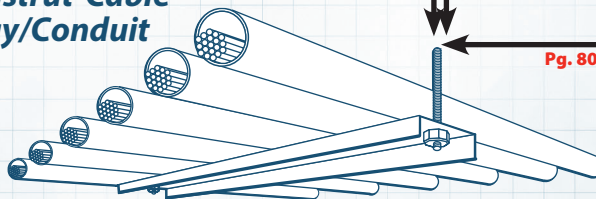
- Available in carbon, hot dipped galvanized, 304 and 316 stainless steel

Pg. 69



- 2006 IBC, 2009 IBC, 2012 IBC, & 2015 IBC Compliant
- All seismic zone and cracked concrete approved
- Thru fixture fastening

Unistrut-Cable Tray/Conduit



- Used with rod coupler
- 1/4" to 1" diameters



Pg. 63



Pg. 69

Pg. 80



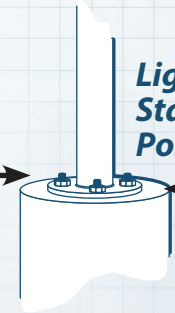
- Available in special 3/8" version for precast planks
- Available in sizes 1/4" thru 3/4" internal thread diameters

- Ideal for closely spaced groups of anchors



Pg. 23

Light Standards Poles



Pg. 39/46

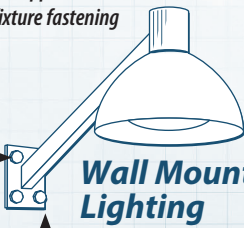


- "Stress Free" anchor—can be used close to edges or in close spacing pattern



Pg. 85

- Counter sunk and threshold head styles also available
- Works in concrete, block and brick



Wall Mounted Lighting

Pg. 71

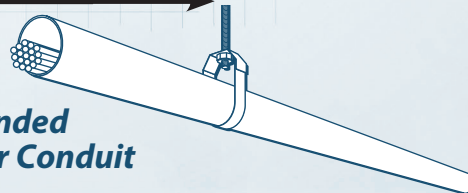


- Works in solid concrete, hollow block and brick
- Cuts a thread into the mounted surface
- Finished head appearance



Pg. 80

Suspended Pipe or Conduit



For seismic recognition, see ICC-ES evaluation reports.

For installation guidelines for your application, please contact our Technical Services Department at 1-800-848-5611.